

Scaled data based on original data using
LM-79-08 Approved Method: Electrical and Photometric Measurements of Solid-
State Lighting Products

Test Report Prepared for
Cooper Lighting Solutions
(formerly Eaton)

Brand: McGRAW-EDISON

Report Number: P594024

Luminaire Tested: **ISC-PA1A-AMB-U-T3-HSS**

Issue Date: 3/22/2022

Test Information

Test Method: LM-79-08
Report Number: P594024
TEST IS SCALED FROM IESNA LM-79-08 TEST DATA (G1-2201-510-20)
Test Lab: INNOVATION CENTER
Issue Date: 3/22/2022
Manufacturer: COOPER LIGHTING SOLUTIONS (FORMERLY EATON)
Product Line: McGRAW-EDISON
Catalog Number: ISC-PA1A-AMB-U-T3-HSS
Description: IMPACT ELITE LED CYLINDER LUMINAIRE
(1) NARROW BAND AMBER, 500mA LIGHT ENGINE WITH 24 LEDS AND TYPE III OPTICS WITH HOUSE SIDE SHIELD
Light Source: -
Ballast/Driver: ELECTRONIC DRIVER

Summary

Lumens per Lamp: N/A
Luminaire Lumens: 1013 lumens
Efficiency: N/A
Efficacy: 32.0 lumens/watt
Luminous Opening: Rectangular (W 0.75' x L: 0.5' x H: 0')
IES Classification: Type IV - Medium
BUG Rating: B0 - U0 - G0

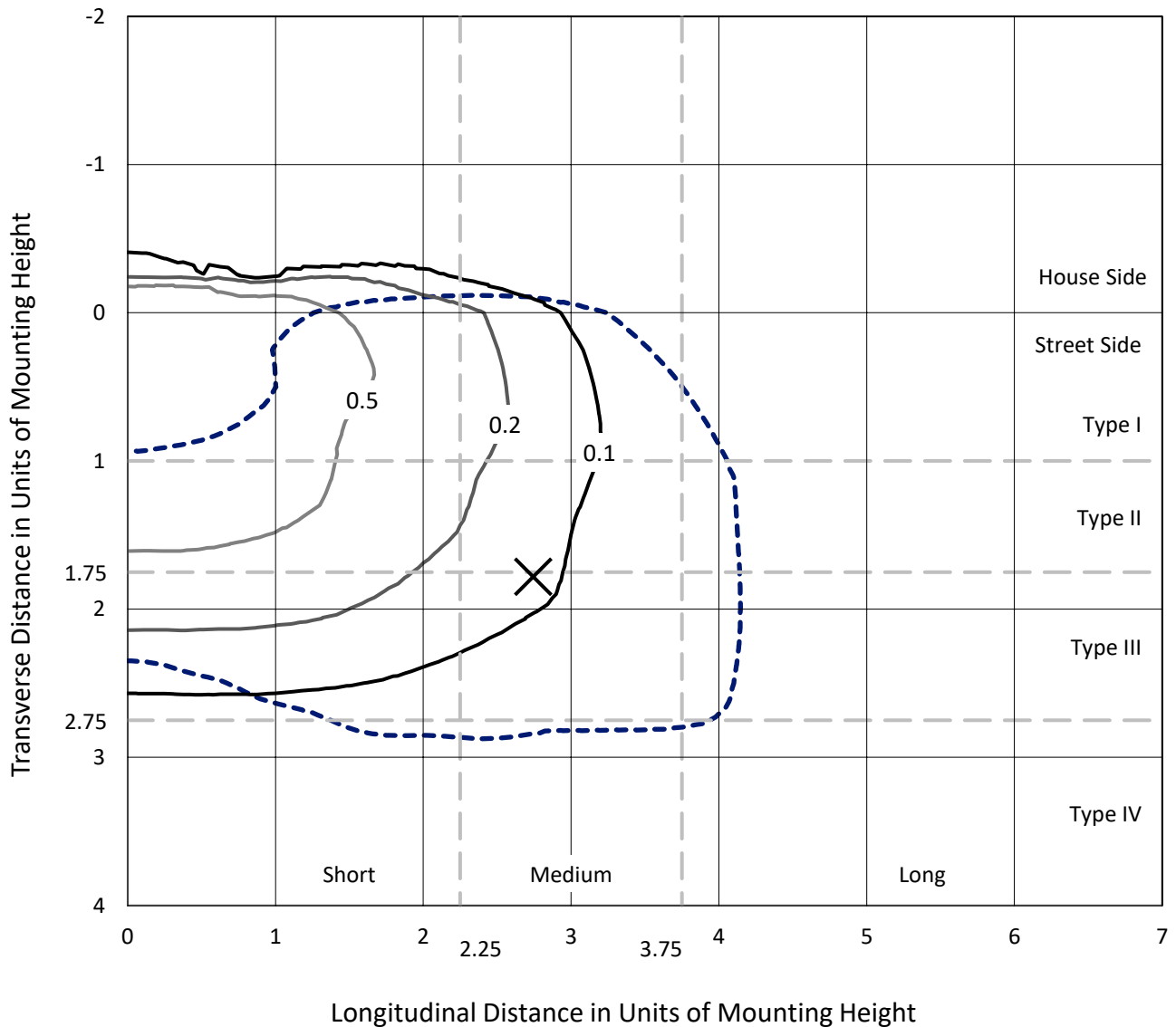
Input Watts (W): 31.7
Input Voltage (V): NR
Input Current (Ain): NR
Voltage Rise (V): NR
Power Factor: NR
Total Harmonic Distortion (THDi): NR
Frequency (hertz): 60
Stabilization Time: NR
Operation Time: NR
Ambient Temperature (°C): NR
Test Distance: 28.75 FT



REPORT NUMBER: P594024
 CATALOG NUMBER: ISC-PA1A-AMB-U-T3-HSS

Iso-Footcandle Lines of Horizontal Illumination

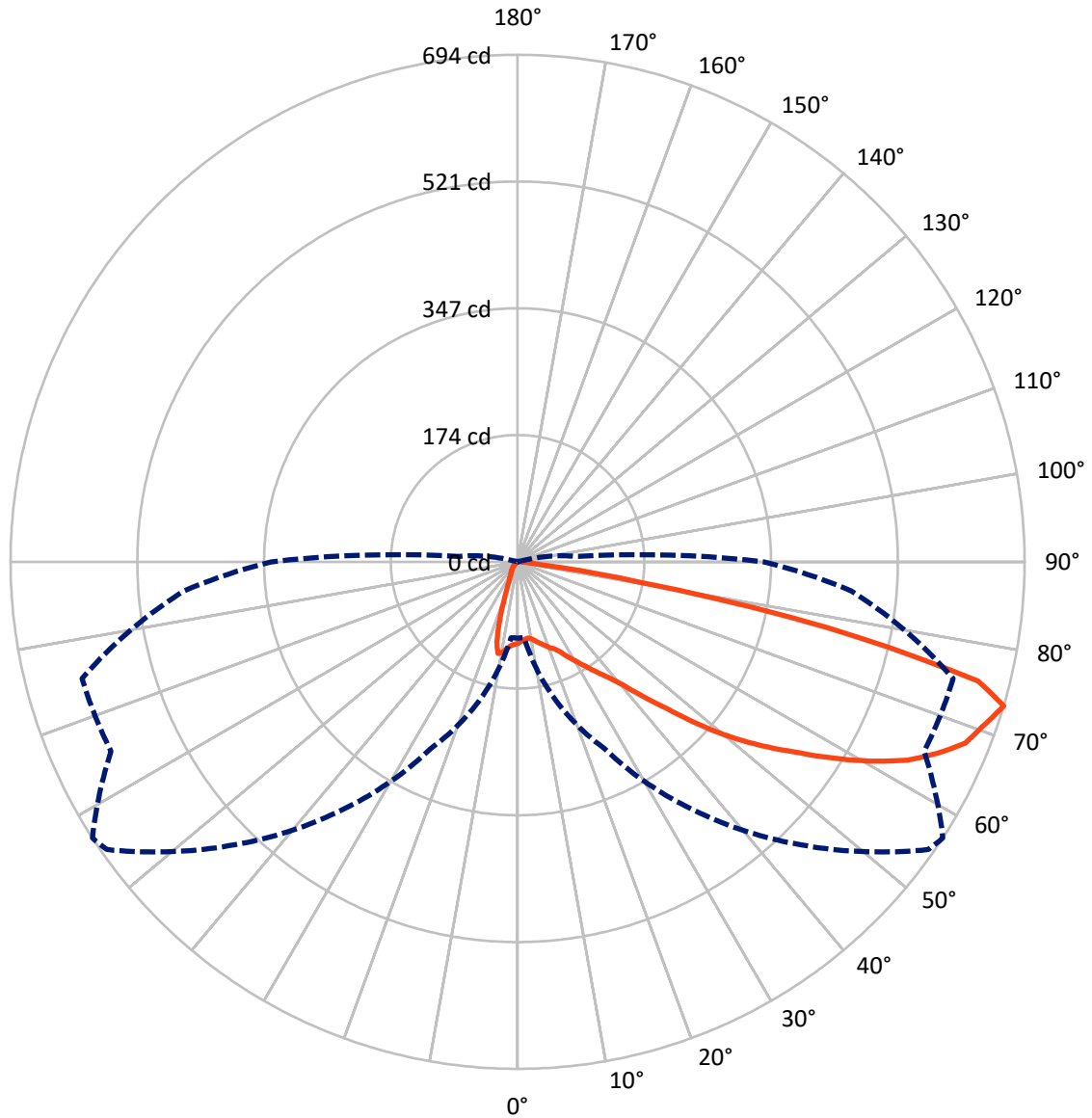
× Max cd
 - - - 1/2 Max cd



Based on 12 foot mounting height. Maximum calculated value = 1 fc
 Type IV - Medium - N/A

REPORT NUMBER: P594024
CATALOG NUMBER: ISC-PA1A-AMB-U-T3-HSS

Luminous Intensity Polar Plot



— Vertical Plane Through 57-Deg Lateral - - - Horizontal Cone Through 73-Deg Vertical

REPORT NUMBER: P594024

CATALOG NUMBER: ISC-PA1A-AMB-U-T3-HSS

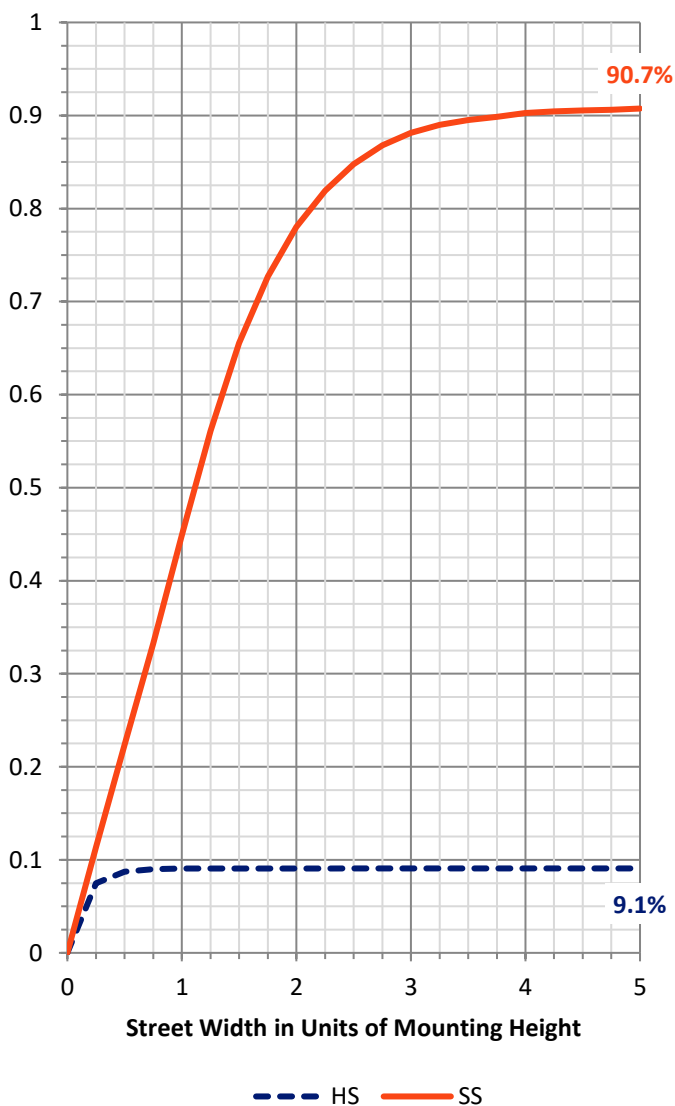
FLUX DISTRIBUTION:

		Downward	Upward	Total
House Side	Lumens	92.6	0.0	92.6
	% Fixture	9.1	0.0	9.1
Street Side	Lumens	920.4	0.0	920.4
	% Fixture	90.9	0.0	90.9
Total	Lumens	1013.0	0.0	1013.0
	% Fixture	100.0	0.0	100.0

ZONAL LUMENS:

Zone	Lumens	% Fixture
0°-10°	10.4	1.0
10°-20°	27.5	2.7
20°-30°	44.9	4.4
30°-40°	76.3	7.5
40°-50°	144.3	14.2
50°-60°	243.9	24.1
60°-70°	286.8	28.3
70°-80°	170.9	16.9
80°-90°	8.0	0.8
90°-100°	0.0	0.0
100°-110°	0.0	0.0
110°-120°	0.0	0.0
120°-130°	0.0	0.0
130°-140°	0.0	0.0
140°-150°	0.0	0.0
150°-160°	0.0	0.0
160°-170°	0.0	0.0
170°-180°	0.0	0.0
0°-90°	1013.0	100.0
0°-180°	1013.0	100.0

Coefficient of Utilization

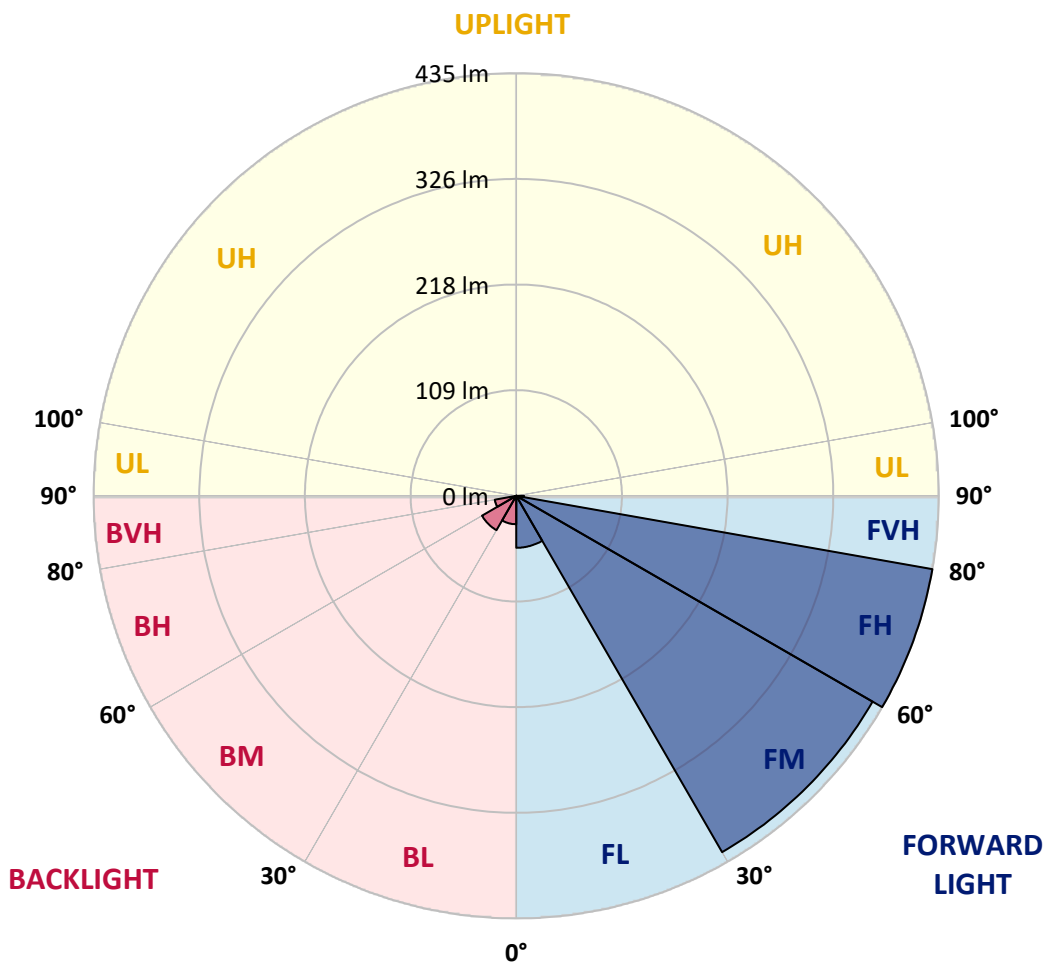


REPORT NUMBER: P594024
 CATALOG NUMBER: ISC-PA1A-AMB-U-T3-HSS

LUMINAIRE CLASSIFICATION SYSTEM LUMEN TABLE AND BUG RATING:

Zone	Lumens	% Fixture	Zone Rating/Lumen Limit		
			B	U	G
FL (0°-30°)	53.5	5.3			
FM (30°-60°)	423.7	41.8			
FH (60°-80°)	435.2	43.0			G0/660
FVH (80°-90°)	8.0	0.8			G0/10
BL (0°-30°)	29.3	2.9	B0/110		
BM (30°-60°)	40.8	4.0	B0/220		
BH (60°-80°)	22.5	2.2	B0/110		G0/110
BVH (80°-90°)	0.1	0.0			G0/10
UL (90°-100°)	0.0	0.0		U0/0	
UH (100°-180°)	0.0	0.0		U0/0	

BUG Rating: B0-U0-G0
 Type IV Medium





REPORT NUMBER: P594024
 CATALOG NUMBER: ISC-PA1A-AMB-U-T3-HSS

CANDELA DISTRIBUTION (FULL):

	0°	5°	15°	25°	35°	45°	55°	57°	65°	75°	85°
0°	111.6	111.6	111.6	111.6	111.6	111.6	111.6	111.6	111.6	111.6	111.6
2.5°	103.2	103.2	104.3	104.3	106.4	107.4	108.5	108.5	109.5	111.6	111.6
5°	91.6	91.6	92.7	93.7	96.9	101.1	105.3	106.4	109.5	113.8	114.8
7.5°	88.5	89.5	90.6	91.6	93.7	98.0	103.2	105.3	110.6	116.9	121.1
10°	90.6	91.6	91.6	92.7	95.8	100.1	106.4	107.4	114.8	123.2	128.5
12.5°	93.7	93.7	93.7	95.8	98.0	102.2	109.5	111.6	120.1	131.7	138.0
15°	96.9	95.8	96.9	98.0	101.1	104.3	113.8	115.9	126.4	141.1	148.5
17.5°	99.0	99.0	99.0	101.1	104.3	108.5	118.0	120.1	133.8	149.6	158.0
20°	101.1	101.1	101.1	103.2	107.4	112.7	122.2	125.3	140.1	160.1	167.5
22.5°	105.3	104.3	104.3	106.4	111.6	116.9	127.4	129.6	147.5	170.6	175.9
25°	111.6	111.6	108.5	110.6	114.8	122.2	133.8	136.9	155.9	182.2	184.3
27.5°	126.4	126.4	122.2	119.0	121.1	129.6	143.2	147.5	166.4	194.9	193.8
30°	150.6	150.6	144.3	135.9	130.6	138.0	153.8	158.0	179.1	207.5	202.2
32.5°	184.3	182.2	174.8	162.2	149.6	150.6	166.4	170.6	190.6	221.2	211.7
35°	217.0	212.8	208.5	193.8	178.0	166.4	179.1	184.3	206.4	238.0	223.3
37.5°	249.6	248.6	243.3	228.6	209.6	191.7	195.9	200.1	224.3	257.0	239.1
40°	287.5	286.5	286.5	267.5	244.4	224.3	219.1	221.2	246.5	281.2	258.1
42.5°	327.6	328.6	328.6	310.7	283.3	262.3	250.7	251.7	270.7	309.7	283.3
45°	380.2	382.3	377.1	361.3	332.8	306.5	289.7	286.5	300.2	342.3	309.7
47.5°	442.4	444.5	439.2	418.2	388.7	360.2	337.0	331.8	332.8	382.3	340.2
50°	497.1	501.4	494.0	481.3	455.0	428.7	383.4	376.0	369.7	420.3	371.8
52.5°	527.7	533.0	530.9	537.2	523.5	506.6	429.7	418.2	407.6	463.4	402.4
55°	527.7	526.6	541.4	563.5	581.4	581.4	474.0	459.2	448.7	503.5	430.8
57.5°	499.3	500.3	537.2	568.8	615.1	632.0	524.5	506.6	489.8	543.5	462.4
60°	455.0	459.2	509.8	559.3	627.8	657.2	566.7	554.0	530.9	583.5	491.9
62.5°	421.3	421.3	467.7	540.3	616.2	653.0	609.8	598.3	567.7	617.2	520.3
65°	379.2	380.2	420.3	503.5	591.9	638.3	637.2	632.0	602.5	643.6	544.5
67.5°	333.9	337.0	375.0	454.0	560.3	625.6	656.2	661.5	624.6	662.5	563.5
70°	263.3	269.6	314.9	395.0	515.1	597.2	663.6	675.2	630.9	666.7	571.9
72.5°	127.4	141.1	220.1	305.5	437.1	561.4	681.5	691.0	622.5	634.1	486.6
73°	104.3	104.3	192.8	282.3	411.8	547.7	686.7	694.1	614.1	617.2	458.2
75°	51.6	51.6	88.5	174.8	270.7	430.8	640.4	650.9	540.3	502.4	310.7
77.5°	31.6	31.6	40.0	74.8	111.6	197.0	426.6	435.0	358.1	277.0	122.2
80°	7.4	8.4	10.5	26.3	49.5	50.6	155.9	169.6	144.3	91.6	21.1
82.5°	4.2	4.2	6.3	12.6	32.7	20.0	25.3	31.6	33.7	20.0	5.3
85°	1.1	2.1	3.2	7.4	15.8	8.4	6.3	8.4	9.5	9.5	2.1
87.5°	0.0	0.0	1.1	4.2	4.2	1.1	1.1	2.1	2.1	4.2	1.1
90°	0.0	0.0	0.0	0.0	0.0	0.0	0.0	0.0	0.0	0.0	0.0



REPORT NUMBER: P594024
 CATALOG NUMBER: ISC-PA1A-AMB-U-T3-HSS

CANDELA DISTRIBUTION (continued):

	90°	95°	105°	115°	125°	135°	145°	155°	165°	175°	180°
0°	111.6	111.6	111.6	111.6	111.6	111.6	111.6	111.6	111.6	111.6	111.6
2.5°	112.7	112.7	113.8	113.8	112.7	112.7	112.7	112.7	112.7	111.6	111.6
5°	115.9	116.9	116.9	115.9	114.8	113.8	113.8	112.7	112.7	111.6	111.6
7.5°	122.2	123.2	122.2	121.1	119.0	116.9	114.8	112.7	110.6	109.5	108.5
10°	130.6	131.7	130.6	128.5	125.3	119.0	103.2	86.4	75.8	66.4	65.3
12.5°	140.1	140.1	139.0	135.9	126.4	95.8	63.2	43.2	33.7	30.5	30.5
15°	149.6	149.6	147.5	142.2	106.4	55.8	30.5	24.2	23.2	23.2	23.2
17.5°	159.0	159.0	155.9	135.9	70.6	29.5	22.1	22.1	21.1	21.1	22.1
20°	167.5	166.4	160.1	113.8	37.9	22.1	21.1	21.1	20.0	20.0	20.0
22.5°	174.8	172.7	161.2	81.1	25.3	21.1	20.0	19.0	19.0	17.9	17.9
25°	182.2	178.0	158.0	49.5	21.1	19.0	17.9	16.9	15.8	15.8	15.8
27.5°	189.6	183.3	145.4	29.5	19.0	17.9	16.9	14.7	13.7	12.6	12.6
30°	195.9	187.5	124.3	21.1	17.9	16.9	14.7	11.6	10.5	9.5	9.5
32.5°	203.3	190.6	99.0	17.9	15.8	13.7	11.6	9.5	7.4	7.4	7.4
35°	211.7	195.9	69.5	15.8	13.7	11.6	8.4	6.3	5.3	4.2	4.2
37.5°	222.2	205.4	45.3	13.7	11.6	9.5	6.3	4.2	3.2	3.2	3.2
40°	237.0	217.0	28.4	12.6	10.5	7.4	4.2	3.2	2.1	2.1	2.1
42.5°	257.0	231.7	19.0	11.6	8.4	5.3	3.2	2.1	1.1	1.1	1.1
45°	279.1	248.6	14.7	9.5	6.3	3.2	1.1	1.1	0.0	1.1	1.1
47.5°	304.4	264.4	12.6	8.4	5.3	2.1	1.1	0.0	0.0	0.0	0.0
50°	328.6	274.9	11.6	7.4	3.2	1.1	0.0	0.0	0.0	0.0	0.0
52.5°	355.0	282.3	10.5	6.3	3.2	1.1	0.0	0.0	0.0	0.0	0.0
55°	380.2	284.4	9.5	4.2	2.1	1.1	0.0	0.0	0.0	0.0	0.0
57.5°	411.8	280.2	8.4	3.2	1.1	1.1	0.0	0.0	0.0	0.0	0.0
60°	444.5	270.7	6.3	2.1	1.1	0.0	0.0	0.0	0.0	0.0	0.0
62.5°	475.0	257.0	5.3	2.1	1.1	1.1	0.0	0.0	0.0	0.0	0.0
65°	506.6	239.1	4.2	1.1	1.1	1.1	0.0	0.0	0.0	0.0	0.0
67.5°	514.0	214.9	3.2	1.1	1.1	0.0	0.0	0.0	0.0	0.0	0.0
70°	479.2	173.8	2.1	1.1	0.0	1.1	0.0	0.0	0.0	0.0	0.0
72.5°	363.4	108.5	2.1	1.1	0.0	0.0	0.0	0.0	0.0	0.0	0.0
73°	337.0	83.2	2.1	1.1	0.0	0.0	0.0	0.0	0.0	0.0	0.0
75°	193.8	24.2	1.1	1.1	0.0	0.0	0.0	0.0	0.0	0.0	0.0
77.5°	61.1	7.4	1.1	0.0	0.0	0.0	0.0	0.0	0.0	0.0	0.0
80°	12.6	2.1	0.0	0.0	0.0	0.0	0.0	0.0	0.0	0.0	0.0
82.5°	3.2	1.1	0.0	0.0	0.0	0.0	0.0	0.0	0.0	0.0	0.0
85°	1.1	0.0	0.0	0.0	0.0	0.0	0.0	0.0	0.0	0.0	0.0
87.5°	0.0	0.0	0.0	0.0	0.0	0.0	0.0	0.0	0.0	0.0	0.0
90°	0.0	0.0	0.0	0.0	0.0	0.0	0.0	0.0	0.0	0.0	0.0

(END OF REPORT)